

The **peta2** Guide to

REMOVING ANIMAL DISSECTION



From the Classroom



Want to end animal dissection at your school?

By helping your school switch to modern, non-animal dissection tools, you'll be sparing thousands of animals' lives. Even if your school has always had animal dissection, precedence has gone out the window and adapting to change is the new normal. Virtual dissection and other animal-free tools give schools flexibility, save money, are safer for students and teachers, and don't hurt sentient beings. As more students speak out against animal dissection, more administrators will see the benefits of using superior, interactive technology in classrooms instead.

What legacy do you want to leave at your school? By dedicating a few hours to meetings, you can help bring about systemic change for animals and help other students recognize the cruelty in the dissection industry. peta2 will be with you every step of the way, providing support and guidance throughout the process. In this guide, we've laid out the steps to persuading your school to join the movement for humane science.

Contact hello@peta2.com to join the fight to end animal dissection. We can help you work with administrators to get a humane education policy implemented at your school, because students deserve better than having to use dead, formaldehyde-soaked bodies in science class and animals deserve to be free. There's no stopping peta2—so let's get started!

Sincerely,

The peta2 Team ♥

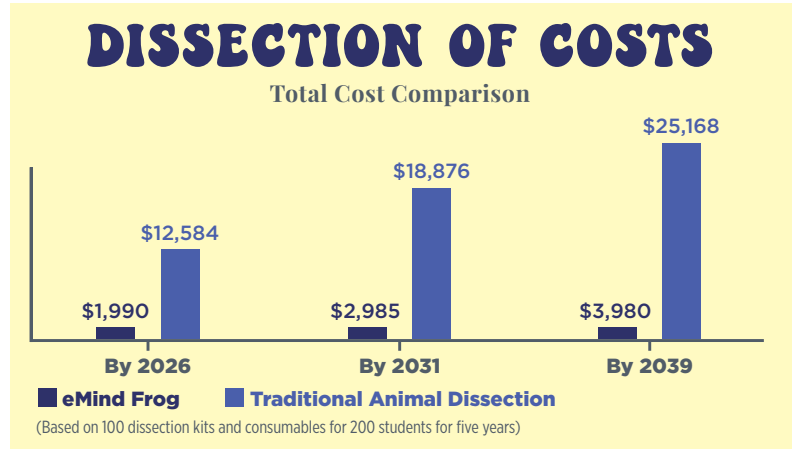


© Photodisc | Dreamstime.com

Take It Step by Step

Step 1: Get a Syllabus for Any Classes That Include Animal Dissection

Look at the syllabus for all classes that use dissection—even if you're not enrolled in any of them—and determine how animals are being incorporated into the course of study. Check out dissection.peta2.com to find modern, humane replacements for the most commonly dissected species. If you can't find the type of lesson you need, e-mail hello@peta2.com to see which modern options we can recommend or provide.




Consider an open records request. Did you know you can submit an open records request to your public secondary school or college using the templates [here](#) to get more information on purchasing records for animals used in dissection for one calendar year (including vendor, amount spent, and species)? Each institution will have a “records custodian” who receives the request and collects documents for you. If you have any trouble finding the records custodian, ask us for help! Once you receive the documents, review them and add up the number of animals used (by species), the total amount of money spent, and the names of the vendors. This summary can be shared with administrators as you escalate your campaign as well as in a follow-up meeting. Open records requests do take time, though, so if you're considering making one, do so early on in your campaign and proceed to the next step while you're waiting to receive documents.


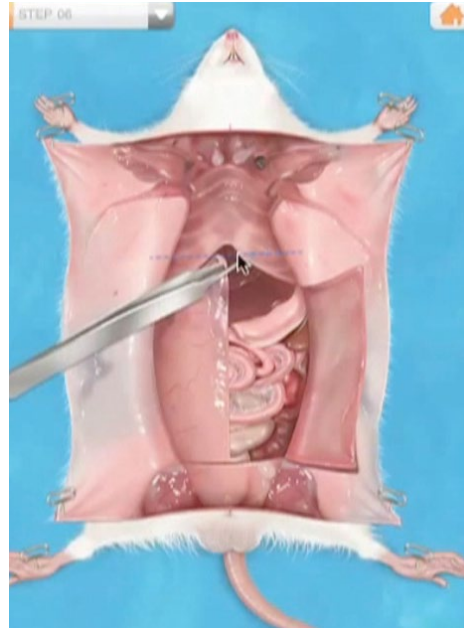
Step 2: Set Up a Meeting

Determine an appropriate target for your campaign. This might be the teacher of the class that dissects animals or the head of the biology department. E-mail this individual and ask them to meet with you to discuss dissection, or stop by after class.

In the meeting, be sure to have the following important resources on hand.

- **Information:** Having your facts straight and presenting a strong argument are crucial to accomplishing your goal of eliminating animal dissection from the school. Be sure to have details on hand about dissection and the animals used for it in order to explain your concerns and support your argument when speaking with an administrator.
- **Animal-free teaching tools:** No one likes to hear about a problem without also hearing about some possible solutions. Discuss the various alternatives available that can replace the use of animals for dissection and that focus on the anatomical system being studied. It's important to present the facts showing how specific alternatives would save the school money and provide more effective instruction than animal dissection would, as well as describing the ways in which they could be implemented.





- **A clear list of requests with a recommended timeline:** In order to make this process as easy as possible for administrators, present a suggested timeline for the implementation of humane exercises, explaining how animal dissection could be phased out altogether. Do as much of the legwork for them as possible—they'll be more likely to say yes! Be friendly and professional in your e-mails and meetings. It's much easier to effect change at your school when the decision-makers are on your side, so try to work with them.

Step 3: Evaluate Your Progress—Was the Meeting Successful?

If so, great! Share the news of your success, and be sure to thank the administrators for their decision. Check out Step 5 for ideas on ways to spread the word of your victory.

If not, don't sweat it! Let's get to work planning your campaign. Proceed to Step 4.

Step 4: Escalate the Campaign

Determine the reasons why your school is opposed to replacing animal dissection with humane options. Then work with your animal rights club every step of the way to find relevant information and devise solid arguments that you can use to address the stated reasons.

Work with your contact at [peta2](http://peta2.org) to start an online petition to have animal dissection ended at your school. Gather as many signatures as you can to let the administration know that students want only humane teaching methods used in their school.

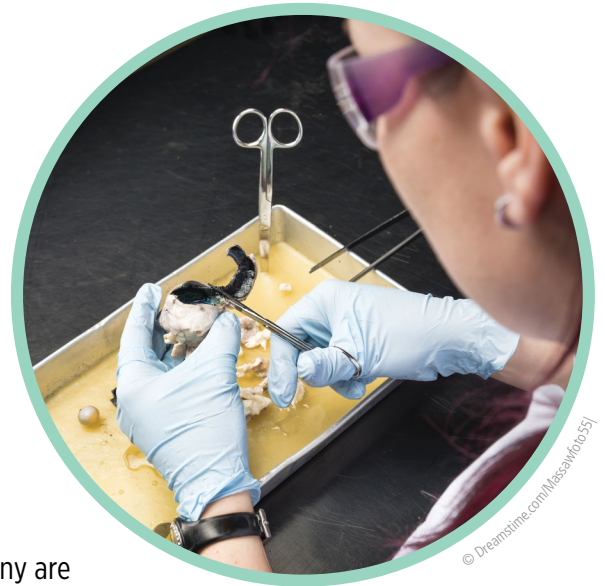
[peta2](http://peta2.org) staff can send you everything you need to hold protests and virtual events related to dissection, show video footage from exposés of facilities that supply animals for dissection, screen documentaries, host guest speakers, and otherwise inform your peers, teachers, and school administrators of the cruelty involved in dissecting animals.

Step 5: Tell People About Your Victory!

Once administrators agree to end animal dissection altogether at your school, it's time to celebrate! Be sure to post news of your campaign's success on social media and thank all those who helped. If you belong to an animal rights club, your group could even throw a party and invite the student body.

Superior, Non-Animal Methods

- Virtual dissection apps such as [Froggipedia](#)
- Dissectible animal models
- [Illustrated guides](#)
- Crafts
- [Videos](#)
- [Online virtual dissection programs](#) such as eMind Software (which often include scalpels, tweezers, pins, microscopes, and other tools)



Facts About Dissection

- More than 10 million animals are used for dissection every year, and many are killed specifically for it.
- While some are shipped in nontoxic holding solutions, most are initially preserved in formaldehyde—a carcinogen—which isn't completely removed by washing.
- Not a single U.S. medical school uses animals to teach medical students, and experience with dissection isn't expected or required of incoming students.
- A *Discover* article highlighted how dissecting once-living animals can turn students away from science, technology, engineering, and mathematics. Studies have shown that forcing students to dissect animals can deter some from pursuing careers in science.

Where Do the Animals Come From?

- Frogs are captured by the millions every year. Their wild populations have been decimated, and some species have been wiped out entirely.
- Fetal pigs are cut out of their mothers' wombs in slaughterhouses.
- PETA's undercover investigation into Bio Corporation—which sells animals slated for classroom dissection to school districts across the country—revealed that live pigeons were drowned in crates, live crayfish were injected with liquid latex, and conscious turtles were reportedly placed in freezers.
- Rabbits, mice, and rats are bred by the millions in cramped warehouses and not provided with any veterinary care.
- Cats and dogs may have been someone's lost or stolen companion.

Animals need you

to voice your sincerely held ethical views on not harming them so that your school will stop mindlessly funding their violent deaths while wasting money and putting students' and teachers' health at risk. Together, we will cut out classroom dissection and put an end to cutting up animals for a grade.

peta2

